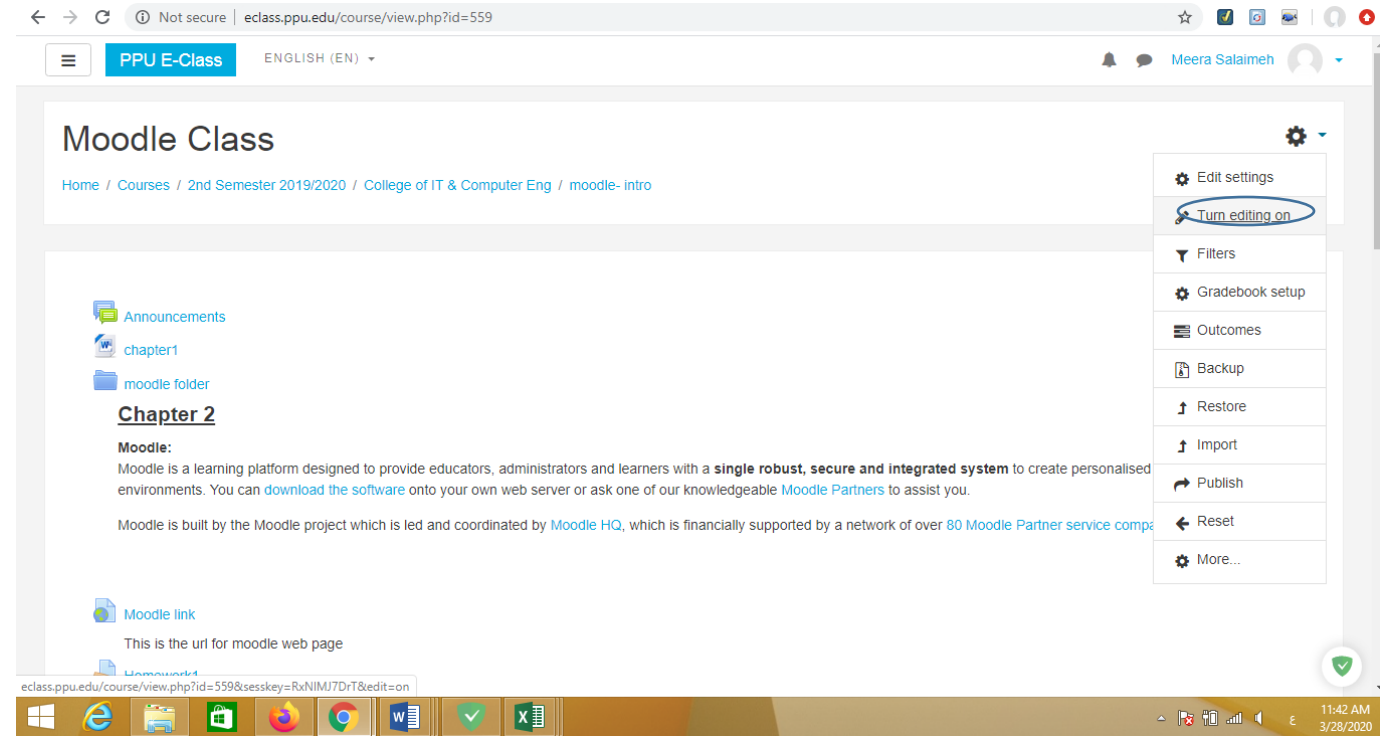
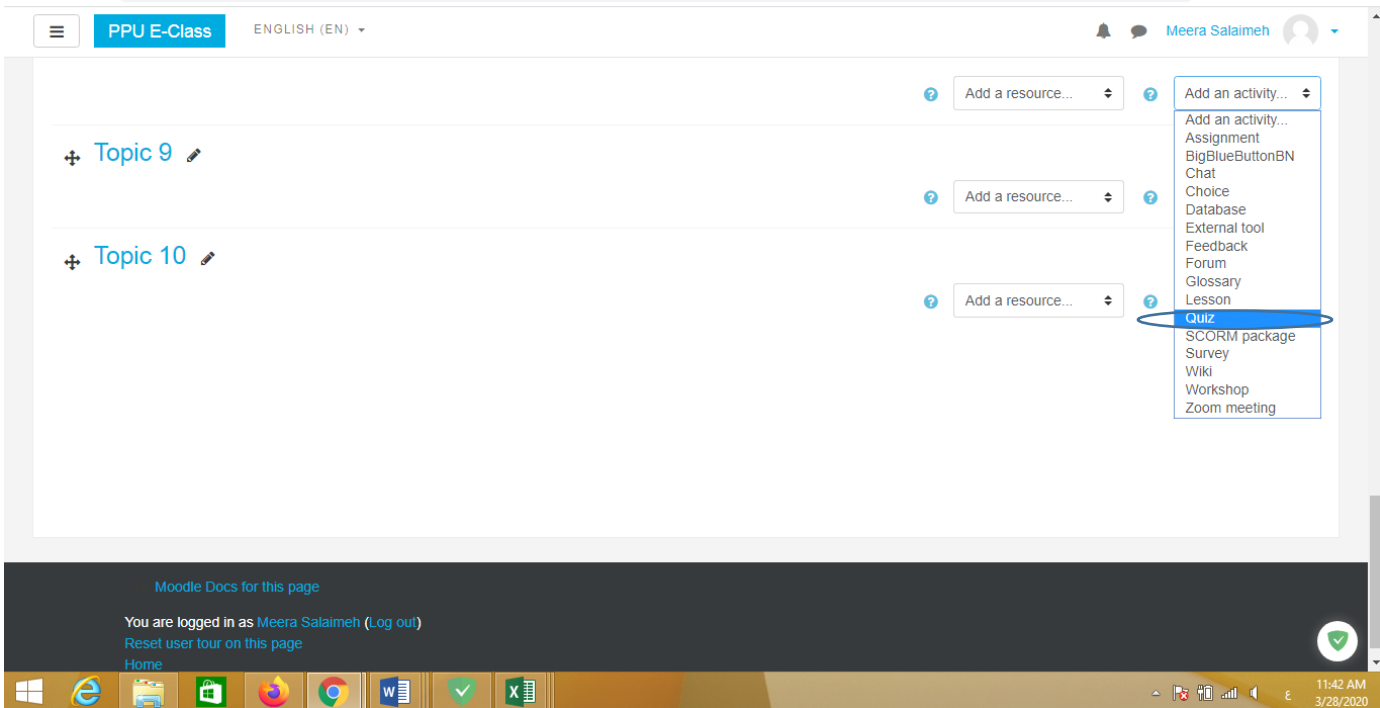


الدليل الثاني للمدرس: إنشاء الامتحانات الالكترونية من خلال منصة Moodle

1. التأكد من تشغيل زر التحرير حتى تتمكن من التحديث على صفحة المساق و اضافة الامتحان من قائمة الانشطة



The screenshot shows the Moodle Class interface. The browser address bar displays "eclass.ppu.edu/course/view.php?id=559". The page title is "Moodle Class". The breadcrumb trail is "Home / Courses / 2nd Semester 2019/2020 / College of IT & Computer Eng / moodle-intro". The main content area shows "Chapter 2" with a description of Moodle. A settings menu is open on the right, with "Turn editing on" highlighted in a blue circle. The taskbar at the bottom shows various application icons and the system clock indicating 11:42 AM on 3/28/2020.



The screenshot shows the Moodle Class interface for adding a new activity. The page title is "PPU E-Class". The main content area shows "Topic 9" and "Topic 10". The "Add an activity..." dropdown menu is open, with "Quiz" highlighted in a blue circle. The taskbar at the bottom shows various application icons and the system clock indicating 11:42 AM on 3/28/2020.

2. تحديد الاعدادات الخاصة بالامتحان كاسمه ، ووصف مختصر ، والفترة الزمنية (التاريخ) ، ومدة الامتحان

The screenshot shows the 'Timing' section of the quiz editing interface. The 'Open the quiz' and 'Close the quiz' options are both set to '28' days, 'March', '2020', '18' hours, and '43' minutes, with 'Enable' checked for both. The 'Time limit' is set to '30' minutes, also with 'Enable' checked. A blue circle highlights the 'Enable' checkbox for the 'Close the quiz' option. The 'General' section shows the quiz name as 'Quiz1' and the description as 'The 1st Quiz'. The 'Display description on course page' checkbox is checked.

3. تحديد عدد محاولات تقديم الامتحان للطالب ، واعدادات اخرى مثل عدد الاسئلة المرغوب ظهورها على الصفحة وعشوائيتها

The screenshot shows the 'Grade' and 'Layout' sections of the quiz editing interface. In the 'Grade' section, 'Attempts allowed' is set to '1'. In the 'Layout' section, 'New page' is set to 'Never, all questions on one page'. In the 'Question behaviour' section, 'Shuffle within questions' is set to 'Yes'. A blue circle highlights the 'Attempts allowed' dropdown, and another blue circle highlights the 'Shuffle within questions' dropdown.

4. تحديد هل ستظهر علامة للطالب، ووقت ظهورها ، بالإضافة إلى اعدادات خاصة بظهور الاجابة الصحيحة للسؤال بعد انتهاء الطالب من الاجابة او اثناء فتح الامتحان او اغلاقه، وتحديد كلمة سر للامتحان.

PPU E-Class ENGLISH (EN) Meera Salaimeh

Review options

During the attempt	Immediately after the attempt	Later, while the quiz is still open	After the quiz is closed
<input checked="" type="checkbox"/> The attempt	<input checked="" type="checkbox"/> The attempt	<input type="checkbox"/> The attempt	<input type="checkbox"/> The attempt
<input checked="" type="checkbox"/> Whether correct	<input type="checkbox"/> Whether correct	<input type="checkbox"/> Whether correct	<input type="checkbox"/> Whether correct
<input checked="" type="checkbox"/> Marks	<input checked="" type="checkbox"/> Marks	<input checked="" type="checkbox"/> Marks	<input checked="" type="checkbox"/> Marks
<input checked="" type="checkbox"/> Specific feedback	<input type="checkbox"/> Specific feedback	<input checked="" type="checkbox"/> Specific feedback	<input type="checkbox"/> Specific feedback
<input checked="" type="checkbox"/> General feedback	<input type="checkbox"/> General feedback	<input checked="" type="checkbox"/> General feedback	<input type="checkbox"/> General feedback
<input checked="" type="checkbox"/> Right answer	<input type="checkbox"/> Right answer	<input checked="" type="checkbox"/> Right answer	<input type="checkbox"/> Right answer
<input type="checkbox"/> Overall feedback	<input type="checkbox"/> Overall feedback	<input type="checkbox"/> Overall feedback	<input type="checkbox"/> Overall feedback

Appearance

Extra restrictions on attempts

Require password: **لتحديد كلمة سر للامتحان**

Require network address:

Enforced delay between 1st and 2nd attempts: 0 minutes Enable

Enforced delay between later attempts: 0 minutes Enable

Browser security: None

11:49 AM 3/28/2020

5. انقر على زر حفظ الاعدادات والعودة إلى صفحة المساق

PPU E-Class ENGLISH (EN) Meera Salaimeh

Browser security: None

Allow quiz to be attempted offline using the mobile app: No

Show less...

Overall feedback

Common module settings

Restrict access

Tags

Competencies

There are required fields in this form marked .

Moodle Docs for this page

You are logged in as Meera Salaimeh (Log out)

moodle- intro

11:52 AM 3/28/2020

6. ستظهر ايقونة الامتحان على صفحة المساق

The screenshot shows the PPU E-Class interface. At the top, there is a navigation bar with 'PPU E-Class' and 'ENGLISH (EN)'. Below this, the course content is organized into topics. 'Topic 8' is expanded, showing a 'Quiz1' icon circled in blue. Below the topics, there are buttons for 'Add a resource...' and 'Add an activity...'. The interface also includes a user profile for 'Meera Salameh' and a system tray at the bottom with various application icons and the date '3/28/2020'.

7. ستظهر نافذة الامتحان فارغة لعدم احتواءها على اسئلة

The screenshot shows the PPU E-Class interface for a quiz titled 'Quiz1'. The page displays 'Attempts allowed: 1', 'This quiz closed on Saturday, 28 March 2020, 6:43 PM', and 'Time limit: 30 mins'. A red banner indicates 'No questions have been added yet'. A blue box highlights the 'Edit quiz' button, and another blue box highlights the 'Edit settings' option in the right-hand menu. A third blue box highlights the 'Back to the course' button. The interface also includes a user profile for 'Meera Salameh' and a system tray at the bottom with various application icons and the date '3/28/2020'.

8. لإضافة سؤال من خلال النقر على edit quiz لتظهر النافذة التاليه

Maximum grade 10.00 Save

Total of marks: 0.00

لتحديد العلامة النهائية للامتحان

لإضافة أسئلة

Shuffle Add

9. تحديد طريقة اختيار السؤال (سؤال جديد ، او اختيار سؤال من بنك من الاسئلة معدة مسبقا ، أو السماح للنظام باختيار سؤال عشوائي من بين مجموعه من الاسئلة) . نختار اضافة سؤال جديد بسبب عدم توفر بنك من الاسئلة.

Maximum grade 10.00 Save

Total of marks: 0.00

لعمل عشوائية للأسئلة

Shuffle Add

- + a new question
- + from question bank
- + a random question

10. ستظهر انواع مختلفة من الاسئلة ، وبداية ستيم التعامل مع نمط سؤال اختيار من متعدد

The screenshot shows the Moodle quiz editing interface. A dialog box titled "Choose a question type to add" is open, displaying a list of question types. The "Multiple choice" option is selected and circled. The dialog box also includes a description: "Allows the selection of a single or multiple responses from a pre-defined list." The background shows the quiz editing page with a maximum grade of 10.00 and a total of 0.00 marks. The "Add" button is highlighted with a blue circle.

11. إضافة رقم و نص السؤال وتحديد علامته والخيارات والاجابة الصحيحة

The screenshot shows the Moodle quiz editing interface for a question. The question name is "Q1" and the question text is "what is moodle?". The default mark is set to 1. The interface includes a rich text editor for the question text and a form for the default mark. The "Add" button is highlighted with a green circle.

12. تحديد خيارات السؤال والاجابة الصحيحه (نسبتها 100%)

← → ↻ Not secure | eclass.ppu.edu/question/question.php?courseid=559&sesskey=RxNIMJ7DrT&qtype=multichoice&returnurl=%2Fmod%2Fquiz%2Fedit.php%3Fcmi...

PPU E-Class ENGLISH (EN) Meera Salaimeh

One or multiple answers? One answer only

Shuffle the choices?

Number the choices? a., b., c., ...

لاختيار عشوائية خيارات السؤال

تحديد ما اذا كان السؤال يتطلب اختيار اجابة واحدة ام اكثر من اجابة

Answers

Choice 1

Grade None

Feedback

Choice 2

Grade None

Feedback

خيارات السؤال

12:17 PM 3/28/2020

← → ↻ Not secure | eclass.ppu.edu/question/question.php?courseid=559&sesskey=RxNIMJ7DrT&qtype=multichoice&returnurl=%2Fmod%2Fquiz%2Fedit.php%3Fcmi...

PPU E-Class ENGLISH (EN) Meera Salaimeh

Choice 4

Grade 100%

Feedback

Choice 5

Grade 100%

Feedback

اختيار نسبة 100% للاجابة الصحيحه

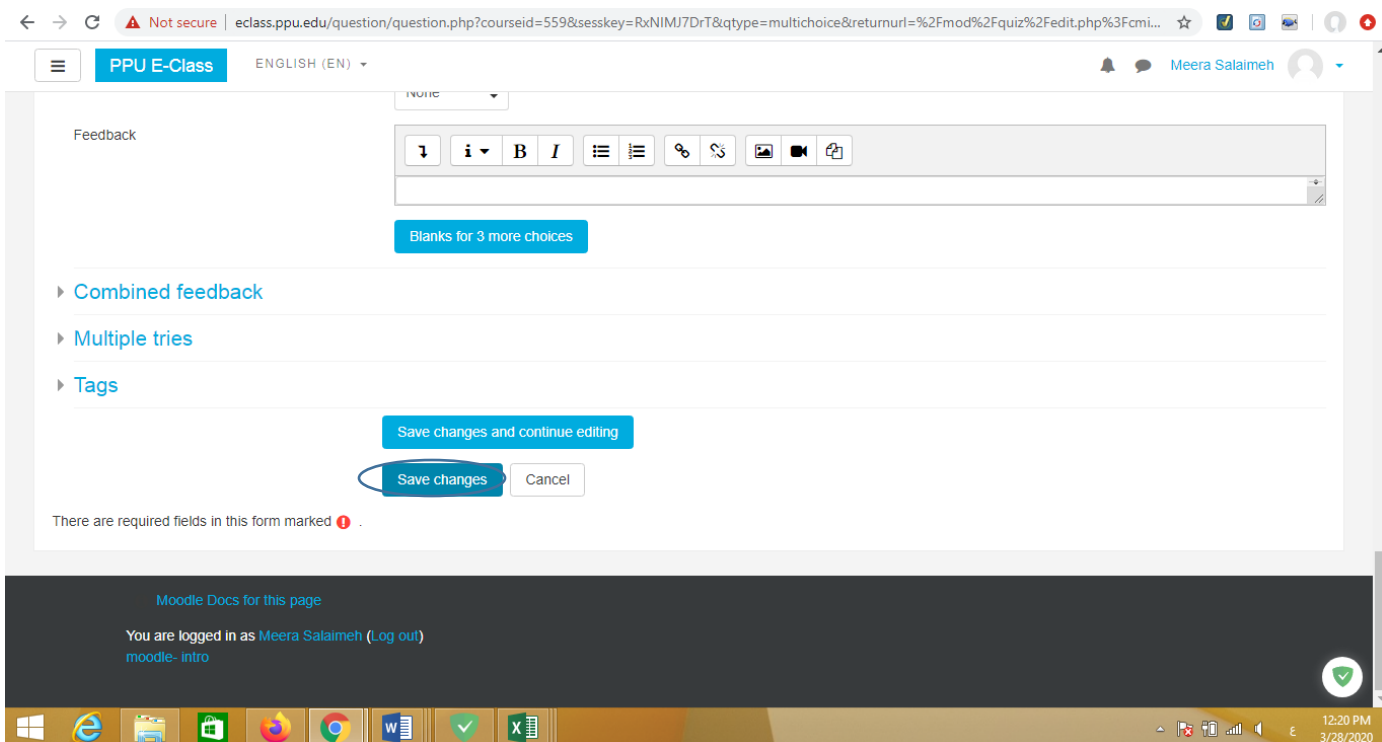
Blanks for 3 more choices

Combined feedback

Multiple tries

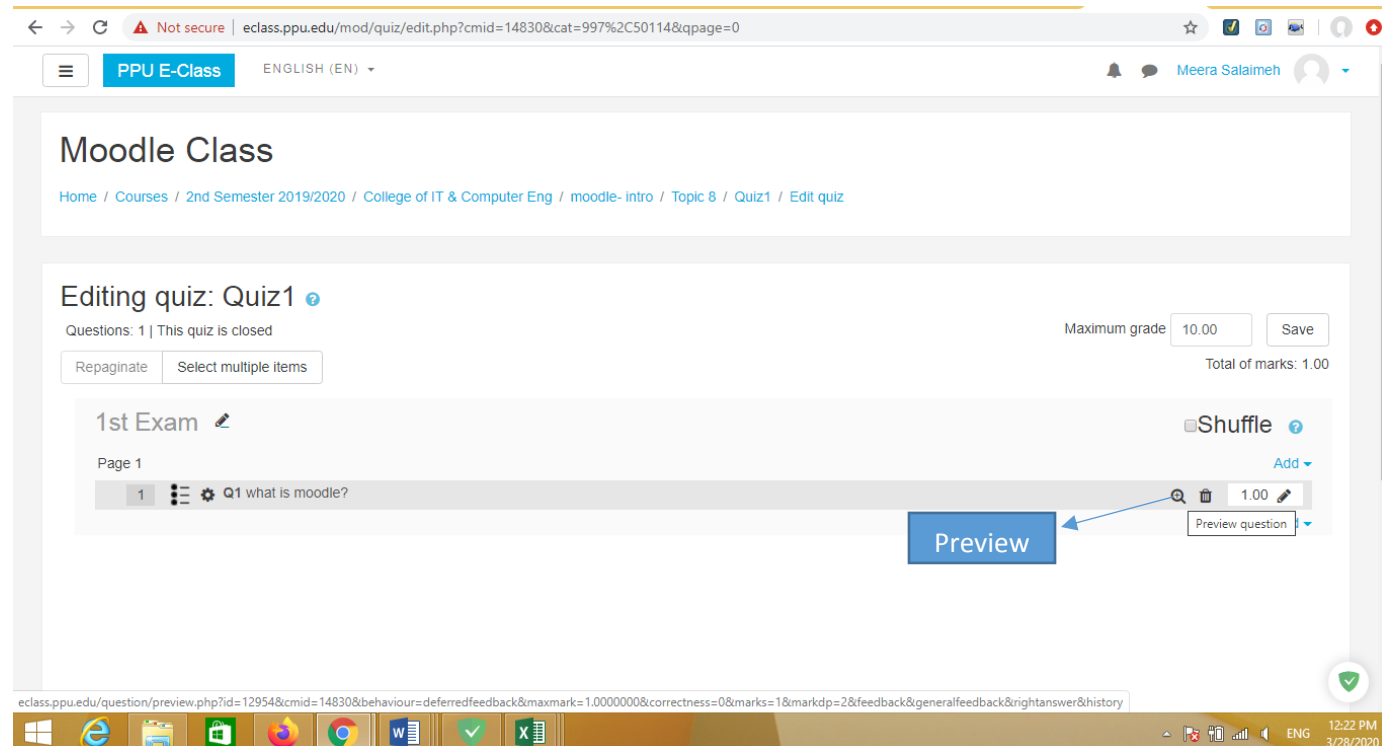
12:20 PM 3/28/2020

13. حفظ الاعدادات والعودة الى الشاشة الخاصة باضافة اسئلة الامتحان



The screenshot shows the Moodle question editing interface. At the top, there is a navigation bar with 'PPU E-Class' and 'ENGLISH (EN)'. Below this, there is a 'Feedback' section with a rich text editor and a 'Blanks for 3 more choices' button. A 'Save changes and continue editing' button is highlighted with a blue box. Below it, there are 'Save changes' and 'Cancel' buttons. A red error message at the bottom states: 'There are required fields in this form marked'. The footer shows the user is logged in as 'Meera Salameh' and the date is '3/28/2020'.

14. انقر على ايقونه preview لرؤية السؤال بعد انشاءه



The screenshot shows the Moodle quiz editing interface. At the top, there is a navigation bar with 'PPU E-Class' and 'ENGLISH (EN)'. Below this, there is a 'Moodle Class' header and a breadcrumb trail: 'Home / Courses / 2nd Semester 2019/2020 / College of IT & Computer Eng / moodle- intro / Topic 8 / Quiz1 / Edit quiz'. The main content area is titled 'Editing quiz: Quiz1' and shows 'Questions: 1 | This quiz is closed'. There are buttons for 'Repaginate' and 'Select multiple items'. The 'Maximum grade' is set to '10.00' and 'Total of marks: 1.00'. A '1st Exam' section is visible with a question 'Q1 what is moodle?'. A 'Preview' button is highlighted with a blue box and an arrow pointing to it. The footer shows the user is logged in as 'Meera Salameh' and the date is '3/28/2020'.

Preview question: Q1 - Google Chrome

Not secure | eclass.ppu.edu/question/preview.php?id=12954&cmid=14830&behaviour=deferredfeedback&maxmark=...

Question 1
Not yet answered
Marked out of 1.00

what is moodle?

Select one:

- a. Learning management System
- b. content management system
- c. elearning platform
- d. Learning content management system

Start again Save Fill in correct responses Submit and finish Close preview

Technical information [?](#) [▶](#)

Attempt options

How questions behave [?](#) Deferred feedback [▼](#)

Marked out of 1

Start again with these options [✔](#)

Maximum grade 10.00 Save

Total of marks: 1.00

Shuffle [?](#) [Add ▼](#)

1.00 [Add ▼](#)

12:23 PM 3/28/2020

16. لإضافة سؤال آخر بنفس الطريقة واختيار نمط سؤال (True/False)

Not secure | eclass.ppu.edu/mod/quiz/edit.php?cmid=14830&cat=997%2C50114&qpage=0

PPU E-Class ENGLISH (EN)

Moodle Class

Home / Courses / 2nd Semester 2019/2020 / College of

Editing quiz: Quiz1 [?](#)

Questions: 1 | This quiz is closed

Repaginate Select multiple items

1st Exam [✎](#)

Page 1

1 [☰](#) [⚙️](#) Q1 what is moodle?

Choose a question type to add

- Drag and drop into text
- Drag and drop markers
- Drag and drop onto image
- Embedded answers (Cloze)
- Essay
- Matching
- Multiple choice
- Numerical
- Random short-answer matching
- Select missing words
- Short answer
- True/False

OTHER

A simple form of multiple choice question with just the two choices 'True' and 'False'.

Maximum grade 10.00 Save

Total of marks: 1.00

Shuffle [?](#) [Add ▼](#)

1.00 [Add ▼](#)

12:25 PM 3/28/2020

17. اضافة نص ورقمه و علامته و اعدادته و الاجابة الصحيحة

← → ↻ Not secure | eclass.ppu.edu/question/question.php?courseid=559&sesskey=RxNIMJ7DrT&qtype=truefalse&returnurl=%2Fmod%2Fquiz%2Fedit.php%3Fcmid...

PPU E-Class ENGLISH (EN) Meera Salameh

General

Category: Default for moodle- intro (1)

Question name: Q2

Question text: Moodle is learning management system :

Default mark: 1

General feedback:

12:27 PM 3/28/2020

18. تحديد ما اذا كانت الاجابة النموذجيه (True) أم (False) ثم عمل حفظ والعودة إلى شاشة الامتحان

← → ↻ Not secure | eclass.ppu.edu/question/question.php?courseid=559&sesskey=RxNIMJ7DrT&qtype=truefalse&returnurl=%2Fmod%2Fquiz%2Fedit.php%3Fcmid...

PPU E-Class ENGLISH (EN) Meera Salameh

Correct answer: False

Feedback for the response 'True':

Feedback for the response 'False':

12:30 PM 3/28/2020

19. بعد الإنتهاء من إضافة الاسئلة يجب عمل حفظ (save) بعد التأكد من علامة كل سؤال وعلامة الامتحان النهائية والتعديل عليها ان لزم.

Moodle Class

Home / Courses / 2nd Semester 2019/2020 / College of IT & Computer Eng / moodle- intro / Topic 8 / Quiz1 / Edit quiz

Editing quiz: Quiz1

Questions: 2 | This quiz is closed

Repaginate Select multiple Items

Maximum grade: 10.00 Save

Total of marks: 2.00

1st Exam

Page 1

Q1 what is moodle?

Q2 Moodle is learning management system :

Shuffle

12:33 PM 3/28/2020

20. من خلال شريط التنقل يمكن العودة إلى شاشة الامتحان

Moodle Class

Home / Courses / 2nd Semester 2019/2020 / College of IT & Computer Eng / moodle- intro / Topic 8 / Quiz1 / Edit quiz

Editing quiz: Quiz1

Questions: 2 | This quiz is closed

Repaginate Select multiple Items

Maximum grade: 10.00 Save

Total of marks: 2.00

1st Exam

Page 1

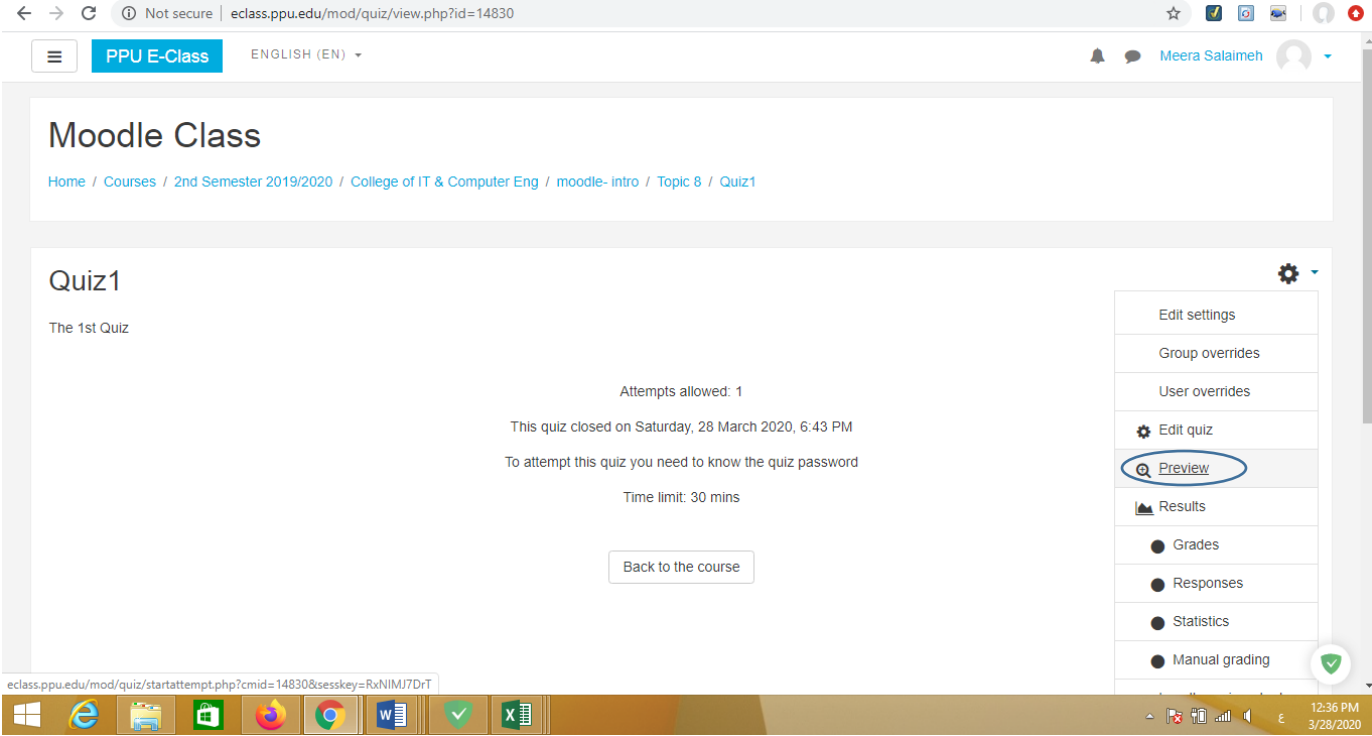
Q1 what is moodle?

Q2 Moodle is learning management system :

Shuffle

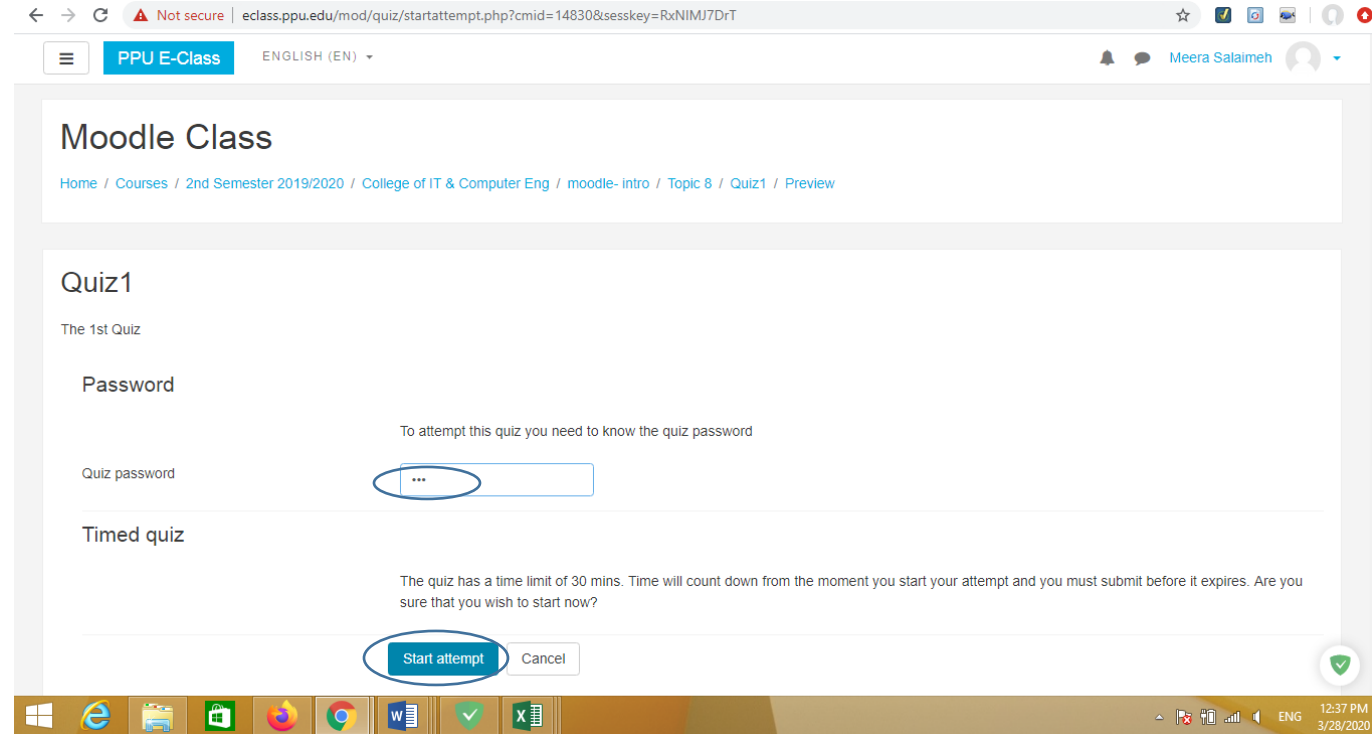
12:35 PM 3/28/2020

21. يمكن استعراض الامتحان بوضعه النهائي من خلال النقر على زر preview



The screenshot shows the Moodle Class interface for a quiz titled "Quiz1". The page header includes "PPU E-Class" and "ENGLISH (EN)". The breadcrumb trail is "Home / Courses / 2nd Semester 2019/2020 / College of IT & Computer Eng / moodle- intro / Topic 8 / Quiz1". The main content area displays "Quiz1" and "The 1st Quiz". It indicates "Attempts allowed: 1" and "This quiz closed on Saturday, 28 March 2020, 6:43 PM". A message states "To attempt this quiz you need to know the quiz password" and "Time limit: 30 mins". A "Back to the course" button is visible. On the right, a settings menu is open, with the "Preview" option highlighted by a red circle. The bottom of the browser shows the URL "eclass.ppu.edu/mod/quiz/startattempt.php?cmid=14830&sesskey=RxNIMJ7DrT" and the system tray with the date "12:36 PM 3/28/2020".

22. ادخال كلمة المرور الخاصة بالامتحان والتي تم تحديدها في اعدادات الامتحان ثم النقر على start attempt



The screenshot shows the Moodle Class interface for the "Quiz1" password entry step. The page header includes "PPU E-Class" and "ENGLISH (EN)". The breadcrumb trail is "Home / Courses / 2nd Semester 2019/2020 / College of IT & Computer Eng / moodle- intro / Topic 8 / Quiz1 / Preview". The main content area displays "Quiz1" and "The 1st Quiz". It prompts the user to "To attempt this quiz you need to know the quiz password" and shows a "Quiz password" input field with a red circle around the password entry area. Below the input field, it says "Timed quiz" and "The quiz has a time limit of 30 mins. Time will count down from the moment you start your attempt and you must submit before it expires. Are you sure that you wish to start now?". At the bottom, there are "Start attempt" and "Cancel" buttons, with "Start attempt" highlighted by a red circle. The bottom of the browser shows the URL "eclass.ppu.edu/mod/quiz/startattempt.php?cmid=14830&sesskey=RxNIMJ7DrT" and the system tray with the date "12:37 PM 3/28/2020".

23. ستظهر شاشة الامتحان للطالب وعليه ان يقوم بتسليم الامتحان بعد الانتهاء من خلال النقر على زر **finish attempt** ثم **submit all and finish**

You can preview this quiz, but if this were a real attempt, you would be blocked because:
This quiz is not currently available

Question 1
Not yet answered
Marked out of 1.00
Flag question
Edit question

what is moodle?

Select one:

- a. Learning content management system
- b. Learning management System
- c. elearning platform
- d. content management system

Question 2
Not yet answered
Marked out of 1.00
Flag question
Edit question

Moodle is learning management system :

Select one:

- True
- False

QUIZ NAVIGATION

1st Exam

1 2

Finish attempt ...

Time left 0:27:39

Start a new preview

يظهر الوقت الزمني المتبقي للطالب

Finish attempt ...

Moodle Class

Home / Courses / 2nd Semester 2019/2020 / College of IT & Computer Eng / moodle- intro / Topic 8 / Quiz1 / Preview / Summary of attempt

Quiz1
Summary of attempt

Question	Status
1st Exam	
1	Not yet answered
2	Not yet answered

Return to attempt

Time left 0:27:12

This attempt must be submitted by Saturday, 28 March 2020, 6:43 PM.

Submit all and finish

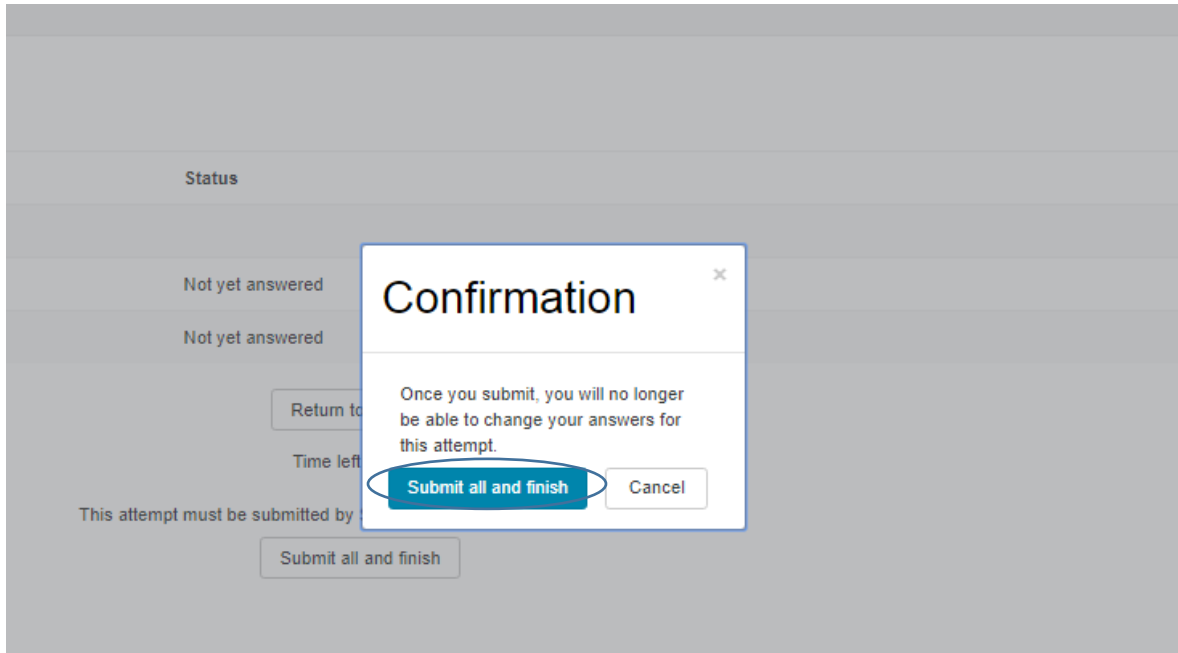
QUIZ NAVIGATION

1st Exam

1 2

Finish attempt ...

Start a new preview



24. ستظهر علامة الامتحان للطالب في حال سمح المدرس بذلك

← → ↻ ⓘ Not secure | eclass.ppu.edu/mod/quiz/view.php?id=14830

PPU E-Class ENGLISH (EN) Meera Salaimeh

Home / Courses / 2nd Semester 2019/2020 / College of IT & Computer Eng / moodle- intro / Topic 8 / Quiz1

Quiz1

The 1st Quiz

Attempts allowed: 1
This quiz closed on Saturday, 28 March 2020, 6:43 PM
To attempt this quiz you need to know the quiz password
Time limit: 30 mins

Summary of your previous attempts

State	Marks / 2.00	Grade / 10.00	Review
Finished Submitted Saturday, 28 March 2020, 7:50 PM	0.00	0.00	Not permitted

Your final grade for this quiz is 0.00/10.00.

No more attempts are allowed

[Back to the course](#)

إعداد: ميرا السلايمة

وحدة التعليم الالكتروني / مركز التميز في التعليم والتعلم